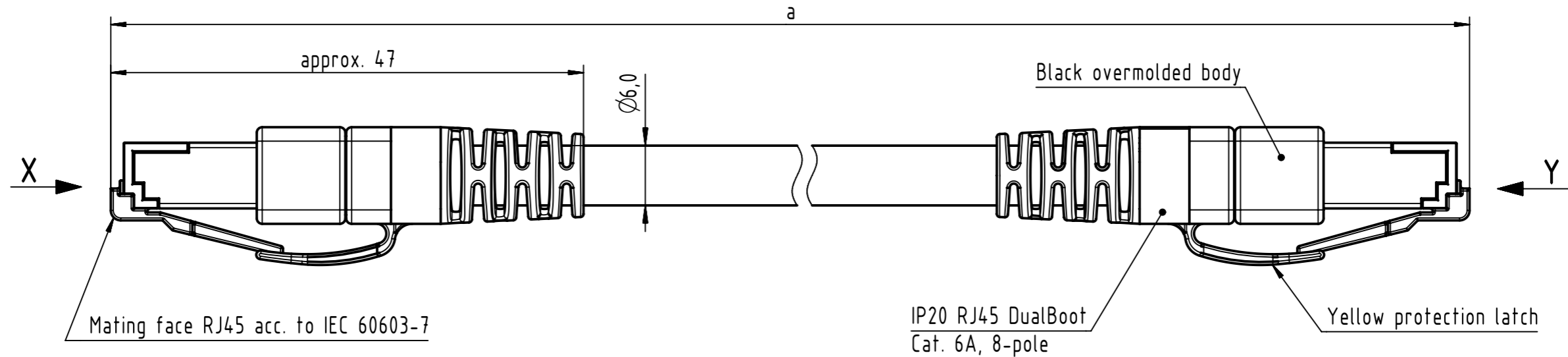
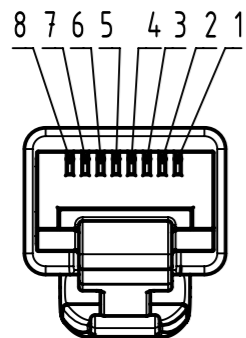


Connector Location A

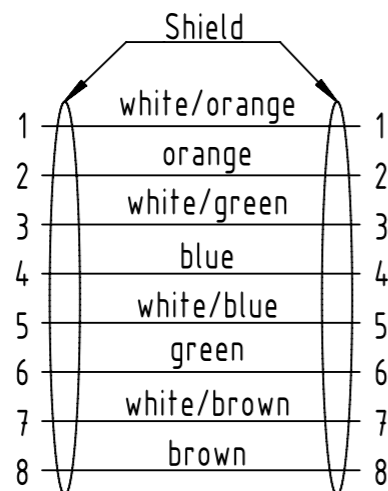
Connector Location B



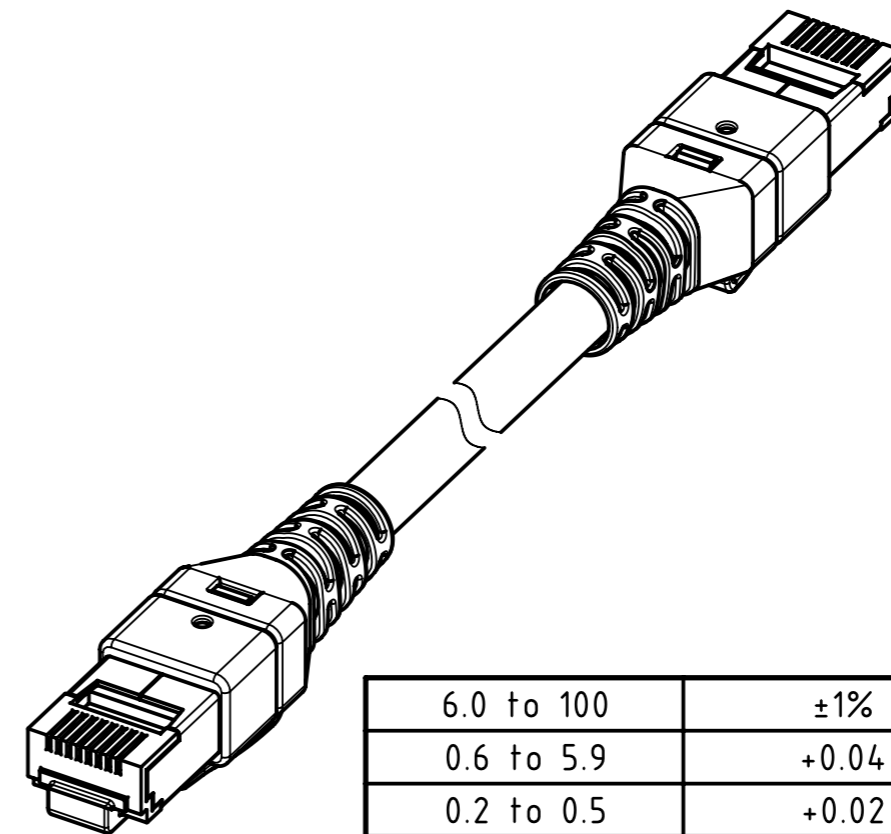
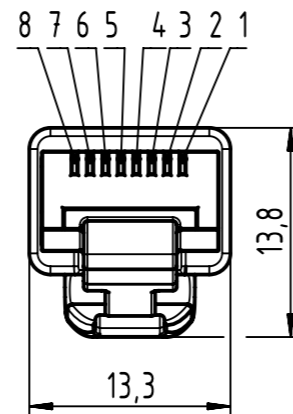
X  
male



Loading Plan  
acc. to TIA/EIA 568B



Y  
male



6.0 to 100	±1%
0.6 to 5.9	+0.04
0.2 to 0.5	+0.02
<b>a [m]</b>	<b>Tolerance</b>

length in "1m" step	100	XXX=000
	99	XXX=990
	12	XXX=120
	11	XXX=110
length in "0.1m" step	10	XXX=100
	9.9	XXX=099
	9.8	XXX=098
	0.5	XXX=005
	0.4	XXX=004
	0.3	XXX=003
	0.2	XXX=002
<b>Step</b>	<b>a [m]</b>	<b>XXX</b>

Temperature range:

- Fixed installation: -20°C ... +60°C
- Dynamic installation: 0°C ... +50°C

NOTE:

- \* For lengths < 1.0m:
  - relative positioning of the connectors to each other will be as presented in the drawing, however with an admissible angular deviation around cable axis of ± 30°
- \* For lengths ≥ 1.0m:
  - relative positioning of the connectors to each other not obligatory
- \* Ethernet transmission possible for lengths up to 45m

Cat. 7 FRNC Ethernet Cable,  
AWG 26/7, S/FTP, yellow

09488787587XXX

Type of cable

Part no.

	All rights reserved	Created by 402990 Costa	Inspected by COSTEA Costea	Standardisation MUNTEANV Muntean	Date 2020-11-18	State Final Release	
	Department HCS - RO	Title DualBoot RJ45 FRNC Cat.6A yellow				Doc-Key / ECM-Nr. 100577971/UGD/009/D 500000183441	
HARTING Customised Solutions D-32339 Espelkamp		Type TB	Number 09488787587XXX			Rev. D	Page 1/1